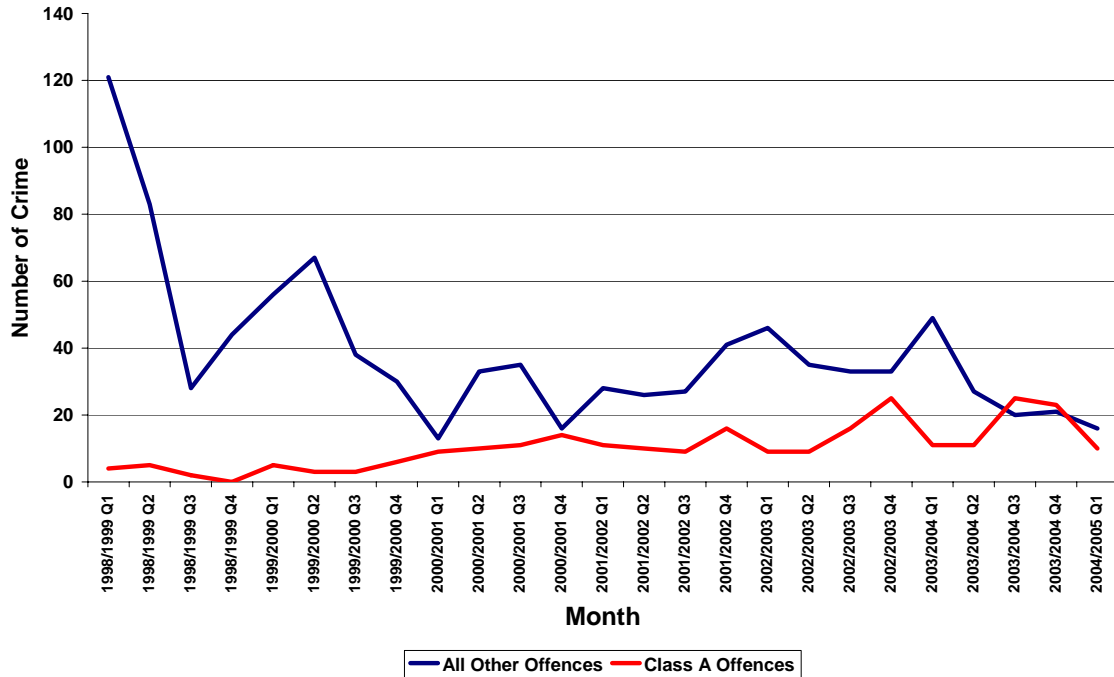
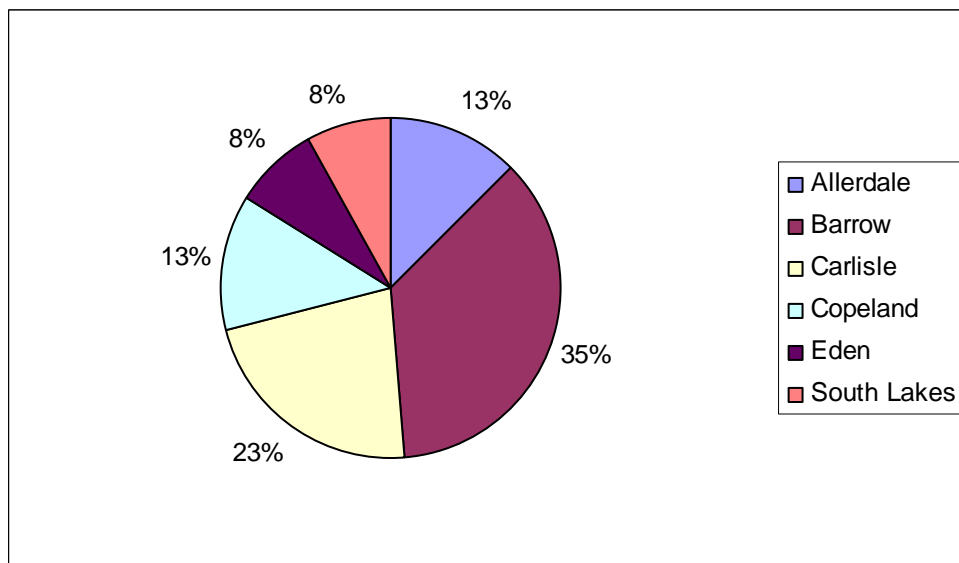


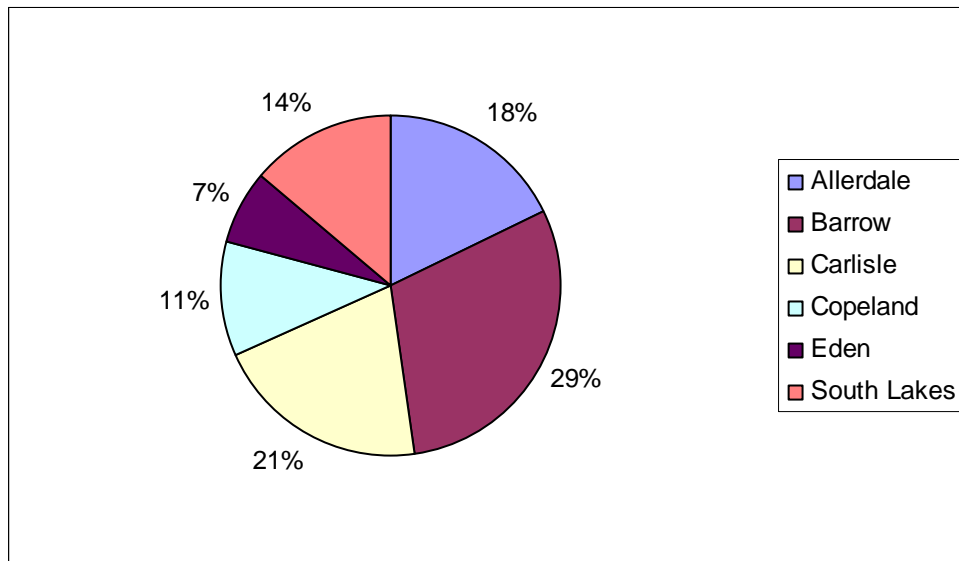
Timeline Graph to show the number of Class A Drug Offenders' Non-Drug Offences against their Class A Drugs Offences in Allerdale by Financial Quarter. Date Range: 01 April 1998 to 30 June 2004.



Pie Chart to show the percentage distribution of Class A Drug Offenders' Non Drug Offences in Cumbria. Date range 01 April 2001 to 31 March 2004.



Pie Chart to show the percentage distribution of Class A Drug Offenders' Drugs Offences in Cumbria. Date range 01 April 2001 to 31 March 2004.



Class A Drug Offenders' Offences in Allerdale by Financial Year. Date Range: 01 April 1998 to 30 June 2004.

Offence Type	1998/1999	1999/2000	2000/2001	2001/2002	2002/2003	2003/2004	2004/2005	Total
Burglary Dwelling	8	11	2	10	27	12	0	70
Burglary Other	27	16	4	8	14	16	1	86
Criminal Damage	17	24	6	8	17	11	4	87
Fraud & Forgery	6	4	6	7	5	10	0	38
Offences Against the Person	38	28	18	19	27	22	4	156
Other	15	4	4	4	6	4	1	38
Robbery	1	1	2	1	3	0	0	8
Sexual Offences	1	0	1	0	0	0	0	2
Theft	81	64	47	58	38	36	5	329
Theft from a Motor Vehicle	78	36	5	2	8	4	1	134
Theft of a Motor Vehicle	4	3	2	5	2	2	0	18
All Other Non Drugs Offences	276	191	97	122	147	117	16	966
Drugs	29	34	49	57	74	85	11	339
All Offences Total	305	225	146	179	221	202	27	1305

Table to show the types of property stolen by Class A Drug Offenders' in Allerdale. Date range 01 April 2001 to 31 March 2004.

Property Category	Number Stolen	Total Cost of Stolen Property	Average Cost Per Item
MOTOR VEHICLES	12	30750	£2,562.50
JEWELLERY	207	24262	£117.21
CASH	41	13924	£339.61
COMPUTER EQUIPMENT	11	8679	£789.00
ELECTRICAL APPLIANCES	58	7844.95	£135.26
VEHICLE ACCESSORIES	26	6763	£260.12
CLOTHING	47	3921.97	£83.45
CAMERA	13	3732	£287.08
GLASS	12	3132	£261.00
BUILDING MATERIALS	7	2590	£370.00
TELECOMS EQUIPMENT/INCLUDING MERCURY	22	2313	£105.14
OPTICAL EQUIPMENT	9	1895	£210.56
CLOCKS AND WATCHES (NOT ANTIQUES)	17	1720	£101.18
FUEL	6	1549	£258.17
SERVICE	3	1390	£463.33
BUILDING	5	1300	£260.00
ALCOHOL	34	969.99	£28.53
FURNITURE	3	870	£290.00
SOFT FURNISHINGS	13	801.98	£61.69
CARPETS	1	800	£800.00
MONEY CARRIERS	21	758	£36.10
PEDAL CYCLE	3	669	£223.00
ORNAMENTAL GOODS	9	384	£42.67
PLANT	3	357	£119.00
TOOLS	11	344.58	£31.33
CASES/BAGS/CONTAINERS	8	260	£32.50
FOOD	29	257.14	£8.87
CIGARETTE/TOBACCO PRODUCTS	6	212	£35.33
ART	1	200	£200.00
SAFES AND TILLS	2	200	£100.00
KITCHEN EQUIPMENT	3	200	£66.67
PERSONAL ITEMS	6	166	£27.67
TOILETRIES	11	159.74	£14.52
FOOTWEAR	4	123	£30.75
CARDS/FINANCIAL/ID/STORE/LEISURE/UTILITIES	36	98	£2.72
METAL	3	84	£28.00
TOYS/GAMING	2	69.96	£34.98
KEYS	7	57	£8.14
FINANCIAL BOOKS/DOCS/VOUCHERS	15	57	£3.80
GARDEN ITEMS/EQUIPMENT	1	50	£50.00
COLLECTING BOXES	3	45	£15.00
DOCUMENTS (NOT CERTIFICATES OR LICENCES)	2	30	£15.00
GATES	1	30	£30.00
DRUGS	4	28	£7.00
OFFICE EQUIPMENT-OTHER THAN COMPUTER EQUIPMENT	1	23	£23.00
PEDESTRIAN CONTROLLED DEVICE (INC. PRAM)	1	8	£8.00
WEAPONS	1	5	£5.00
LICENCES	2	3	£1.50
SECURITY EQUIPMENT	2	2.05	£1.03
MAIL	1	1	£1.00
BOOKS	1	1	£1.00
Total	747	£124,090.36	£166.12